











**HIMSS10 ANNUAL CONFERENCE & EXHIBITION**  
**Education Session Evaluation**

Session Title: **Bedside Medication Scanning: Lessons from a Provider Perspective**

		All Sessions	Session #:	
<b>Completed Evaluation Forms (sample size, N)</b>		13,003	<b>52</b>	
<b>1. LEARNING EXPERIENCE</b>	The extent to which this session provided you with new & practical information	3.90	<b>4.40</b>	
	The extent to which learning objectives of the session were met	3.99	<b>4.50</b>	
	Effectiveness of the slide presentation	3.93	<b>4.58</b>	
<b>2. SPEAKER EFFECTIVENESS</b>	<b>Charles J. Still, MBA</b>			
	Speaker 1- Knowledge about the topic	4.34	<b>4.67</b>	
	Speaker 1- Effectiveness in presenting the material	4.12	<b>4.59</b>	
	Speaker 1- The degree to which speaker avoided commercial bias or influence	4.38	<b>4.46</b>	
	Speaker 1- Likelihood of recommending speaker to peers	4.02	<b>4.46</b>	
<b>3. DISCLOSURE</b>	Were you provided disclosure of significant support or substantial financial relationships between faculty and commercial entities? % Yes	67%	88%	
	Was bias in favor of a product present to the extent that the presentation was unbalanced or represented commercial promotion? % No	15%	6%	
<b>3. SESSION OVERALL EVALUATION</b>	<b>Overall the session was</b>	4.02	<b>4.55</b>	

Note: For sessions with less than 50 completed evaluations (n<50), statistical values should be viewed with caution.  
 The rating scale used: Excellent (5), Very Good (4), Good (3), Fair (2), Poor (1), and N/A (no value).  
 Speakers are compared to an overall speaker average regardless of the order of presentation.